

Fishing Journal

Information For The Serious Angler

by John Martinis

May 2018

Fishing Dates
These Seasons
and Limits
May Change

Area 7

July 1-30 hatchery Chinook
August 1-September 3 wild or
hatchery Chinook

July 1-September 30 wild or
hatchery Coho

Area 8-1

August 1-September 30 wild
or hatchery Coho

Area 8-2

August 1-September 30 wild
or hatchery Coho

**Tulalip Bubble opens May 25-
September 4. Opens every
week Friday, Saturday,
Sunday and until noon on
Monday**

Area 9

July 16-August 15 hatchery
Chinook or until quota is
attained

July 16-September 30
hatchery coho only

Area 10

July 16-August 30 hatchery
Chinook or until quota is
attained.

June 1-November 15 wild or
hatchery Coho.

Puget Sound Chinook and Coho Seasons for 2018

There are plenty of unconfirmed rumors concerning the 2018 Puget Sound salmon seasons swirling around the general fishing public. Let me dispel the worst of the rumors. Rumor (The big one): There will be no salmon fishing this summer. Really? c'mon seriously? Yep...I get this question ALL THE TIME! Well now before you say, "Well.... I've seen this movie before". Here's the answer...First, let me take a deep breath and tell you in no uncertain terms this rumor is bogus. The salmon season has been greatly expanded compared to the 2017 salmon seasons. That's just the fact. Yes, there has been some curtailment in the Chinook season for some areas. However there has been additional Coho fishing days in almost all areas. If you only fish one Marine Area, you might be disappointed, yet other anglers are taking a victory lap when they saw the new Coho regulations.

I will attempt to dissect the salmon fishing regulations for Puget Sound/San Juan's the best that I can, so stick with me. Hopefully, I can decompose these complexities into logical information. The exact dates each area opens, and closes could change a tad. Why? Well, there's reasons...since there are Chinook quotas to deal with that could end a season earlier than expected. So, right now it's not a sure thing.

Disclaimer: These salmon fishing dates,

limits and seasons may change. So, let's begin.

This column is based on information that was available April 29, 2018. If you see something I missed or needs corrected send me an "Oops!" email and I will send out a correction on Facebook.

Just in case you're wondering the seasons being outlined are summer seasons, I will look at the winter/spring seasons later in the year.

Tulalip Bubble: Opens May 25th for hatchery or wild Chinook. Open every week Friday, Saturday, Sunday and until noon on Monday. Closes September 4th. You can fish with two rods in this area if you have the two rod endorsement.

Marine Area 7: Opens July 1st, for hatchery Chinook only. This part of the Chinook season goes through July 31st. On August 1st you can keep hatchery or wild Chinook through September 3rd (Labor Day). Yep, sure can. Area 7 will be open for Coho July 1st through September 30th. Hatchery or wild Coho can be kept. Yes, Yes, it does mean clipped and unclipped. Last year Area 7 was completely closed for Coho fishing.

Marine Areas 8-1 and 8-2: The Chinook season for these two Marine areas start December 1st and end April 30, 2019.

Marine Areas 8-1 and 8-2 Coho: Now the good news: Coho fishing will start August 1st and end on September 30th. That is 60 more days of Coho fishing than the 2017 season when there wasn't any Coho fishing in Areas 8-1 or 8-2. You will be



able to keep hatchery or wild Coho in these two Areas.

Marine Area 9: Chinook fishing starts on July 16th and is scheduled through August 15th. ...BUT!! This season is based on a quota of 5,563 hatchery Chinook. Only clipped adipose fin (hatchery Chinook) can be kept.

Area 9 Coho: July 16th through September 30th, hatchery Coho only. Only clipped adipose fin (hatchery Coho) can be kept.

Marine Area 10: Although Area 10 opens for Coho on June 1st, you must release Chinook. You can keep hatchery Chinook starting July 16th through August 30th. The Chinook quota for Area 10 is 4,743, up significantly from 2017. This season could close before August 30th, if the Chinook quota is met.

Area 10 Coho: June 1st to November 15th. Hatchery and wild Coho can be kept. In the 2017 Area 10 Coho season only hatchery Coho could be kept.

As you can see Coho fishing has a completely different look in 2018 versus 2017. If you add up the combined fishing days of all the Puget Sound/San Juan fishing areas, more than 200 days of Coho fishing are available in the 2018 that were not available in 2017. That seems very, very clear. The Chinook quota in Area 10 has been significantly increased. The Chinook quota in Marine Area 9 is roughly the same as last year and the summer Chinook fishing days are the same as last year. Now does that sound to you like salmon fishing will not be open? I know we're dealing in a world of sentiment and we must resist those reflexive impulses. We need to show

some (very) cautious optimism.

Baker Lake Sockeye: The forecast for sockeye returning to Baker Lake is strong enough to allow for a lake fishery, open July 7th through early September and a fishery on the Skagit River, which is open June 16th to July 15th for sockeye fishing.

Puget Sound Halibut Fishing

In the April Newsletter, I wrote about rigging for Halibut fishing. Now let's explore some places to go Halibut fishing in Puget Sound. The two main areas to fish for Halibut in Puget Sound are Mutiny Bay and Admiralty Bay. Mutiny Bay is the closest place to fish for Halibut in Puget Sound and it is not too far from three popular boat launches: Everett, Edmonds and Shilshole. When fishing Mutiny Bay, there is no reason to be concerned about how big the tide is or if the tide is high or low. Go to Mutiny and plan on spending an eight hour day fishing to have a reasonable chance of catching a Halibut.

There two ways that you can fish in Mutiny Bay or anywhere else, either drifting or on anchor. If you do not want to mess around with an anchor you can drift across the Bay in 90 to 150 feet of water using a spreader bar and squid rig with a whole herring attached. If you did not see my Halibut video in the April Newsletter here is the link to that video, [click here for video](#). As you are drifting across the Bay occasionally bounce the Halibut rig on the bottom. There is not one place that is better fishing in Mutiny it is just a matter of covering lots of water in search of fish.

When anchoring for Halibut there are different options available for catching Halibut. In recent years when I have been on anchor in search of Halibut I have been fishing off of my downrigger. In this situation I rig a 7 to 9-inch white squid with a 7 to 8-inch herring tied inside the squid. Let this rig out 25 feet behind the boat and attach the line to a downrigger release and let the rig to the bottom. Bring the downrigger ball up one foot from the bottom. The downrigger release should be two feet above the lead ball. This will work well until the tide slows to a crawl. When the tide approaches slack tide put on a spreader bar and squid and do not use the downrigger again until the tides starts moving. If you attempt to fish with the downrigger during slack tide the gear becomes tangled. The water near the bottom gets turbulent during slack tide and tangles the gear.

Admiralty Bay can be accessed from all boat launches I mentioned plus the Fort Casey boat launch on Whidbey Island. If you have a small boat this is a good place to get access to the water and not have to be very far from the boat launch. Fishing at Admiralty Bay for Halibut is exactly like fishing Mutiny Bay.

Puget Sound Halibut Maps

[Mutiny Bay](#)
[Admiralty Bay](#)

If you want to fish in Area 6 or Area 7 for Halibut I recommend three places: Partridge Bank, Eastern Bank and Hein Bank

Partridge Bank: The largest Halibut that I caught in Washington came from the north end of Partridge bank in 60 feet of water. This is a good spot to anchor or drift for Halibut. I also like the southwest corner of Partridge



Bank. I regularly catch Halibut when I am salmon fishing in March and April on the southwest corner of Partridge Bank. If you want to anchor in this area you might want to look at the tides on the day you are going Halibut fishing. There is a considerable amount of tidal movement on the south end of Partridge bank. If the tide is moving too swiftly, you can drift fish in this area and anchor when the water slows down. Partridge Bank Halibut fishing can be good in 60 to 150 feet of water.

Eastern Bank: The southwest corner of Eastern Bank is the best location for Halibut fishing. I would recommend fishing in 90 to 125 feet of water

Hein Bank: Hein Bank has many good areas to fish. My favorite area is the northeast corner of the Bank. The extreme southern end of the Bank is also a good area for Halibut. You can fish either location in 90 to 150 feet of water.

On any of these Banks, I prefer to anchor versus drifting for Halibut since it is much easier to let the fish swim to you. However anchoring in the Straits of Juan de Fuca is not for everyone. Those of you who prefer to drift will do just fine. I would also recommend trolling for Halibut. Trolling for Halibut with a downrigger is very effective. Troll a 7 to 8-inch whole Herring slowly just as you would for salmon. Remember I catch Halibut regularly on spoons when I am trolling for salmon on Partridge Bank. It works!

Area 6 and Area 7 Halibut Maps

[Partridge Bank](#)
[Eastern Bank](#)
[Hein Bank](#)

Explore Halibut Rigs

[Halibut Tackle](#)

Puget Sound Lingcod Fishing Areas

Opens May 1st: Most of the bottom in Puget Sound is made up of mud and silt. Not an ideal habitat for Lingcod. The rocky areas of Puget Sound, whether it is a jetty or a rocky bottom, is where you will find Lingcod. Let's take a look at some of those areas.

The Possession Bar area in Puget Sound is the best location to fish for Lingcod. There is a good population of Lings that live on Possession Bar all year. Then there are transient Lings that visit Possession Bar this time of year. Many of you have experienced catching Lingcod while fishing for salmon on the west side of the Bar. Makes you wonder how accidentally catching these critters is easier than catching them when the Lingcod season is open?

Most of the Lingcod on Possession Bar can be found in 45 to 65 feet of water. Some of these areas are rocky and some of the areas are indents in the bar. Near the Scatchet Head Buoy there is a huge rock pile that holds a pretty large population of Lingcod. This is easy to find since it is a popular area to fish and it will be well marked by others that are fishing for Lingcod. I usually choose to fish for Lingcod across the face of Possession Bar in 60 to 65 feet of water. I am looking for slight elevations or slight depressions in the Bar. These slight depth changes are usually where Lingcod hang out looking to ambush some small fish or Octopus.

The jetty's around the Edmonds Marina and around Shilshole Marina are good places to catch Lingcod. These places are only good for a couple of days because they get fished out rather quickly after the May 1st opening day. In these two areas cast 2 ounce lead heads rigged with 4 inch twin tail motor oil scampi tails into the rocks and keep the jig moving so that it does not get hooked up in the rocks.

Scampi Tails

[4-inch Motor Oil Scampi Tail](#)

Drift fishing with a live sand sole is an effective method. You can catch these sand sole along the beach from the Clinton Ferry on Whidbey Island to Possession Bar. These sole can be caught in 60 to 100 feet of water. Use a Gamakatsu top and Bottom Rig to catch the sole with a small piece of squid for bait. Keep the sand sole alive in a bucket of water and regularly change the water.
Tackle

[Gamakatsu Top and Bottom Rig](#)
[Lingcod Hooks](#)

Now as for the future of angling in Puget Sound... Who knows, indeed. This is one thing that seems very, very clear. We can all become agents for change. Typically, when we all push for the same agenda good things happen.

2018-19 Puget Sound Recreational Chinook and Coho Seasons by Marine Areas

Marine Area	Fishery	May	June	July	August	September	October	November	December	January	February	March	April
5	Chinook												
	Coho												
6	Chinook												
	Coho												
7	Chinook												
	Coho												
8-1	Chinook												
	Coho												
8-2	Chinook												
	Coho												
9	Chinook												
	Coho												
10	Chinook												
	Coho												
11	Chinook												
	Coho												
12 North of Ayock Pt.	Chinook												
	Coho												
12 South of Ayock Pt.	Chinook												
	Coho												
13	Chinook												
	Coho												

NR **Non-Retention:**
Anglers may fish for salmon but may not retain the species (coho or chinook) listed.

NS **Non-Selective:**
Anglers may keep either wild or hatchery fish.

M **Mark-Selective:**
Anglers may keep hatchery salmon only and must release wild salmon. Hatchery salmon are marked with a clipped adipose fin.

Closed:
Fisheries are closed to all salmon fishing when listed as such.

**Snohomish Sportsmen's Club & Lake Stevens Lions Club
Present**



9th Annual

Lake Stevens Kokanee Derby

Saturday, May 19

Adults \$25 | Kids 14 & Under Free

Kids Derby Prizes

Sponsored by Greg's Custom Rods

1st Place \$100

2nd Place \$75

3rd Place \$50

First place must be a Kokanee. Second and third place can be any species of fish caught in Lake Stevens on the day of the derby.

Derby Prizes

1st Place \$1,000

Sponsored by Dick Nite Spoons & Greg's Custom Rods

2nd Place \$500

Sponsored by Ted's Sporting Goods

3rd Place \$250

Sponsored by John's Sporting Goods

4th Place \$100

Sponsored by Triangle Bait and Tackle

Biggest Fish Boat Limit

(Up to 10 Fish per Boat)

1st Place \$500 Gift Card

Sponsored by 3 Rivers Marine & Tackle

Ticket Locations

Greg's Custom Rods

John's Sporting Goods

Ted's Sports Center

Triangle Bait & Tackle

3 Rivers Marine


Holiday Sports

Thank You To Our Prize Sponsors:


Cascade Marine | Poulsen Cascade | TICA | DAIWA | KUFA | Lamiglas | St Croix | Gibbs | Scotty | Hot Spot
Gamakatsu | Mack's Lures | Pautzke | Brad's | Eagle Claw | Seaguar | Cannon | Pro Cure | Silver Horde | Berkley
Hawken | Snotown Espresso | Deadly Venom Tackle | Rocky Mountain Tackle | Yakima Bait Co.

Special Purchase


Tackle For The Serious Angler



SMI 19001 Sale Price \$89.50
Round Shrimp Pot
Reg. Price \$99.50



SMI 19022 Sale Price \$69
Round Shrimp Pot
Reg. Price \$75



SMI 19027 Sale Price \$89.50
Octagon Shrimp Pot
Reg. Price \$99.50



SMI or Kufa Shrimp Pot
Large Size \$89
Medium Size \$69

No Coupons or Discount Gift Certificates can be Used on these On-Sale Items

John's Sporting Goods

John's Sporting Goods
1913 Broadway
Everett, WA 98201
20% Discount
on your next in store
purchase

Items that are excluded: Downriggers, Ace Line Hauler Products, Traxtech Products, Rods and Reels, Electronics, CTO3R Crab Pot, SMI Crab Pots & Shrimp Pots, Braided Line, items that are discounted, on sale, repairs, parts and closeout items. Cannot be used in combination with discounted gift certificates.

10% Discount

Rods and Reels

Excludes G-Loomis, St Croix, Daiwa Electric Reels. Lamiglas rods

Not valid for online purchases or mail order
Valid only with coupon at the time of sale

Expires Last Day of May

You Must have this coupon in your hand at the time of purchase. No exceptions made.

Send your fish pictures to:
customerservice@johnssportinggoods.com

Like us on Facebook:

http://www.facebook.com/?ref=tn_tnmn#!/pages/Johns-Sporting-Goods/166123680152608



Scotty Downrigger
Maintenance
300ft Cable
or
300ft Spectra Braid
\$59.95

Included in the price is new brake pads, your choice of 300' of 150lb. Cable or 300' 200lb. of braided spectra downrigger line, cleaning and lubricating the downrigger.

Coupons and discounted gift certificates cannot be used for this service

John's Sporting Goods
Facebook

Thursday: Big Fish Day

Friday: Deal of the Day

Scotty Downrigger Deal
Exclusive at
John's Sporting Goods

Scotty 1106
Guide Series

Installed with
300ft 200lb Braided Spectra
#1148 Ball hook
#371 Scotty Snubber
\$525

Standard Scotty 1106
\$499

Fishing Tackle-Crabbing Supplies-Shrimping Supplies

Store Hours: 9:00AM - 5:30PM Monday - Saturday
425-259-3056 - 1913 Broadway, Everett, WA 98201

John's Sporting Goods
Fishing Tackle
for
The Serious Angler