

# Fishing Journal

Information For The Serious Angler

by John Martinis

April 2018

## Fishing Dates

These Seasons  
and Limits  
May Change

### Area 5

March 16-April 30  
Limit 2 Salmon  
Release COHO and wild  
CHINOOK.

### Area 6

March 1-April 15  
Limit 2 Salmon  
Release COHO and wild  
CHINOOK.

### Area 7

January 1- April 30  
Chinook Daily limit 1fish  
Release COHO and wild  
CHINOOK.

### Area 8-1

Scheduled to open  
February 16  
One Chinook Daily Limit

### Area 8-2

Scheduled to open  
February 16  
One Chinook Daily Limit

### Area 9

Scheduled to open  
February 16  
One Chinook Daily Limit

### Area 10

November 1-February 28  
Chinook Daily limit 2 fish  
Release wild COHO and wild  
CHINOOK.

### Area 11

November 1-April 30  
Limit 2 Salmon  
Release wild COHO and wild  
CHINOOK

## Spot Shrimp Seminar Thursday April 19

John Martinis will be having a Spot Shrimp Seminar Thursday April 19th at 7 PM. It will be at the Everett Steelhead and Salmon Club which is located at 2411 Hewitt, Everett, WA 98201. The public is invited to this event and there is no charge. Attend this seminar and learn the secrets of mixing the correct Spot Shrimp bait, rigging shrimp pots and locating places to catch a limit of Spot Shrimp. [Click here for map.](#)

## 2018 Fishing Line-up: Lingcod-Spot Shrimp-Halibut

The April Newsletter will be the first part of a two-part series concerning Lingcod, Spot Shrimp and Halibut fishing. The April Newsletter will be all about the required gear you need and how to properly rig it for success. The May Newsletter will deal with places to go; maps for both fish and shrimp and how to successfully fish/shrimp each area.

But before we get going let's try to explain and figure out the seasons. The Spot Shrimp season has shifted to a more restricted time frame. I will try to explain the seasons the best that I can with my understanding of the process, so let us begin.

## Lingcod

The Lingcod season is straight forward because the forty-five-day seasons have not changed much in the last few years. The Lingcod season remains the same as last year: This season opens on Tuesday May 1 and ends on June 15.

## Halibut Season Puget Sound

Puget Sound Regions (Marine Areas 5, 6, 7, 8, 9 and 10): Open: Friday, May 11th; Sunday, May 13th; Friday, May 25th; Sunday, May 27th; Thursday, June 7th; Saturday, June 9th; Saturday, June 16th; Thursday, June 21st; Saturday, June 23rd; Thursday, June 28th; and Saturday June 30th. This season may be shorter because of the quota constraints (60,995 quota pounds of Halibut).

## Halibut Season Ocean

PRELIMINARY HALIBUT SEASONS:  
North Coast (Marine Areas 3 and 4):  
Friday, May 11th; Sunday, May 13th;  
Friday, May 25th; Sunday, May 27th;  
Thursday, June 7th; Saturday, June 9th;  
Saturday, June 16th; Thursday, June  
21st; Saturday, June 23rd; Thursday,  
June 28th; and Saturday June 30th.  
These seasons could be shorter because  
of quota constraints (111,632 quota

# Just Fishing



pounds of Halibut).

[Click here](#) for Halibut quota information for your area and general Halibut information from the WDFW.

## Spot Shrimp

Rules and any changes [click here](#) before you leave the dock. The rules I am giving you came directly from the WDFW web site on March 26th, 2018.

I will start with **Marine Area 6:** Nothing has changed. Opens Saturday May 5th the limit is 80 Spot Shrimp. I have heard that the limit might not increase later into the season. We will see if that is true once the season gets under way. By the way, Area 6 is open every day and closes when the quota is attained. If the daily limit is not increased the season could go for 60 to 90 days.

**Marine Area 7 South** Spot Shrimp season is like last year but could be shorter: Opens Saturday May 5th for one day. Tentatively opens again Wednesday May 9th through May 12th (four days). Tentatively opens again Wednesday May 23rd through May 26th (four days). Daily Limit 80 Spot Shrimp.

**Marine Area 7 East:** Scheduled to open May 5, 2018, for all Spot Shrimp. Tentative open days are May 5th, 9th – 12th and 23rd – 26th. Daily Limit 80 Spot Shrimp.

**Marine Area 7 West:** Nothing has changed. Opens Saturday May 5th

the limit is 80 Spot Shrimp. I have heard that the limit might not increase later into the season. We will see if that is true once the season gets under way. By the way, Area 6 is open every day and closes when the quota is attained. If the daily limit is not increased the season could go for 60 to 90 days.

Pay attention to the new rules on harvesting Spot Shrimp in Puget Sound. The new rules include reduced daily hours that the Spot Shrimp season is open. Check rules carefully for the area where you plan to put your shrimp pots.

**Marine Area 8-1:** Opens May 5th, with shrimping hours from 7AM to 1PM. Opens again May 9th, with shrimping hours from 8AM to 2PM. Daily Limit 80 Spot Shrimp.

**Marine Area 8-2:** Opens May 5th, with shrimping hours from 7AM to 1PM. Opens again May 9th, with shrimping hours from 8AM to 2PM. Daily Limit 80 Spot Shrimp.

**Marine Area 9:** Opens May 5th, shrimping hours are from 7AM to 11AM. Opens again May 9th, shrimping hours are from 9AM to 1PM. Daily Limit 80 Spot Shrimp.

**Marine Area 10:** Scheduled to open May 5th. I believe this is tentative, no times have been established as of March 26th. I will update this information in the May Newsletter.

**Marine Area 11:** Scheduled to open May 5th. Also, I believe this is tentative, no times have been established as of March 26th. I will

again update this information in the May Newsletter.

**Marine Area 12:** Scheduled to open May 5th, 2018. Tentative open dates are May 5th, 9th, 12th and 23rd from 9AM to 1PM. Stay tuned because “scheduled to be open” means that the WDFW has not nailed down the season as of March 26th, 2018. Do not forget to check for all of these rule updates in the May Newsletter.

## Shrimping Gear: What you need for Spot Shrimp

There are many opinions out there regarding which shrimp pots are the best. Remember, the limit is only 80 Spot Shrimp. If you choose one of my recommended SMI shrimp pots and use my Shrimp Bait recommendation, you will most likely catch your Spot Shrimp limit.

### Shrimp Pot Gear List

SMI Round coated wire shrimp pot #19001

SMI Octagon coated wire shrimp pot #19027

Heavy Duty SMI shrimp pot harness #19119

Oval connectors, **do not use** spring loaded snaps Sea Dog #153708

Add 15 pounds of weight to the SMI pots. SMI 5-pound weight #19112

SMI yellow Super Jumbo Floats (use two for Puget Sound) #19416

400 feet of ¼" or ½" leaded rope

9-inch SMI bait tubes two per pot #19188 Orange or Green

If you plan to shrimp in Marine Areas 6

# Just Fishing



or 7, an inflatable buoy is a must. If you don't use an additional inflatable buoy in either Area, you risk losing your shrimp pots. And that WILL hurt the ol budget! At \$250 to \$300 per rigged pot. At \$49 per inflatable, it is cheap insurance for many seasons of shrimping with the same shrimp pots.

## Shrimp Bait

Super Bait Prawn Bait Pellets, 6 pounds per day for four shrimp pots  
4 each Bumble Bee Canned Mackerel  
4 each Friskies Ocean White fish and Tuna cat food  
2 to 4 cups Pro Cure Crab and Shrimp Oil 64oz

Pour all the bait into a five-gallon bucket and mix the bait with a five-gallon paint mixer attached to a drill. (it is wise to use a variable speed drill. If you use a single speed you might have to do some home redecoration. Stuff is pretty hard to get off the walls.) Do this the night before so that all the pellets become absorbed by the liquids. In the morning, check the bait consistency. It should be slightly thinner than peanut butter. When you pull a shrimp pot up after a one-hour soak, half of the bait should be gone. If the bait is not leaching out of the bait tubes at this recommended rate, the bait will not be very effective.

## Lingcod Rig

Most anglers are now catching live Sand Sole for Lingcod Bait. Here is an illustration that I have made that depicts a rig for hooking-up Sand Sole

for Lingcod bait. The only modification that I would make to the rig: use a Slydo (sinker tube slide) instead of using a 3-way swivel. [Click here for illustration.](#)

A great trick that I use for keeping the Sand Sole on the hook: hook the Sand Sole on the hook then slide a Buzz Bomb bumper on to the hook. The Buzz Bomb Bumper keeps the Sand Sole from slipping off the hook.

## Ling Cod Gear List

5/0 or 6/0 Gamakatsu black octopus hook  
5/0 or 6/0 circle hook  
Large slydo (sinker slide)  
4 oz. cannon ball weights  
Buzz Bomb Bumper  
30-pound leader

## Rigging for Halibut Fishing

Rigging for Halibut means using brute strength fishing gear. The heavy action rod and reel you need for Halibut fishing should handle 1 to 2-pound weights. Weights that size can ruin a typical salmon reel. Reels that I recommend are the Tekota 700 or the Penn 113H. Either reel will hold an adequate amount of backing and 300 yards of 65 pounds braided line. 5 ½ to 6 ½ foot fishing rods rated 30 to 80 pounds will handle heavy weights and handle a large Halibut.

The Miracle thread on my gear list is for tying the herring to the hooks and leader. This will keep the herring in place and will secure the Herring so

that a Halibut cannot steal the Herring without getting hooked. This is an extremely effective method to conserve bait. [Halibut video click here.](#)

## Halibut Gear List

Spreader Bar  
1 to 2-pound weights  
Pline SQ75-002 white squid  
50 to 80-pound mono leader  
10/0 Gamakatsu Hooks  
Miracle thread  
7 to 9-inch Herring

## 2018 Ways to Make a Difference

**Jennings Park  
Kids Fishing Derby  
May 2017**

**Everett Lions Club  
Derby for the Blind  
September 2018**

This is the time of year to contribute to two great events: The Jennings Park Kids Fishing Derby and the Everett Lions Club Derby for the Blind.

I will match any donation dollar for dollar that you contribute to either event.

I have been involved in the Blind Derby for many years. The Blind people who are involved in this derby will pull at your heart strings. They are so full of enthusiasm and excitement. Can you only imagine what it is like to be on the water salmon fishing and being blind? Please help. 100% of this money will be given out as cash prizes.

**Including my matching money (2017), we raised \$2500 for the Blind Derby and \$1,500 for the Jennings Park Kids Fishing Derby. Thank you for your donations!**



# Special Purchase




Tackle For The Serious Angler



**Scotty 2500 Pot Puller**  
**Sale Price \$399**



**SMI or Kufa Shrimp Pot**  
**Large Size \$89**



**SMI 19027 Sale Price \$89.50**  
**Octagon Shrimp Pot**  
Reg. Price \$99.50





**Daiwa Tanacom 750**  
**Sale Price \$549**  
**Filled Free w/65lb-80lb Braided Line**

No Coupons or Discount Gift Certificates can be Used on these On-Sale Items

**John's Sporting Goods**

# Special Purchase

Tackle For The Serious Angler



**SMI 19001 Shrimp Pot**  
**600ft 1/4" Leaded Rope-Buoy**  
**7/8" Mesh Spot Shrimp Pot**  
**Sale Price \$109**  
**John's #1 Selling Shrimp Pot**  
Reg. Price \$127

**SMI 19022 Shrimp Pot**  
**Sale Price \$99.00**  
**7/8" Mesh Spot Shrimp Pot**  
**600ft 1/4" Leaded Rope,**  
**Yellow Buoy**  
Reg. Price \$125.40

No Coupons or Discount Gift Certificates can be Used on these On-Sale Items

**John's Sporting Goods**

**John's Sporting Goods**  
**1913 Broadway**  
**Everett, WA 98201**  
**20% Discount**  
**on your next in store**  
**purchase**

Items that are excluded: Downriggers, Ace Line Hauler Products, Traxtech Products, Rods and Reels, Electronics, CTO3R Crab Pot, SMI Crab Pots & Shrimp Pots, Braided Line, items that are discounted, on sale, repairs, parts and closeout items. Cannot be used in combination with discounted gift certificates.

**10% Discount**

**Rods and Reels**

Excludes G-Loomis, Lamiglas, St Croix, Daiwa Electric Reels

Not valid for online purchases or mail order  
Valid only with coupon at the time of sale

**Expires the last day of this month**

**You Must have this coupon in your hand at the time of purchase. No exceptions made.**

Send your fish pictures to:  
customerservice@johnssportinggoods.com

Like us on Facebook:

[http://www.facebook.com/?ref=tn\\_tnmn#!/pages/Johns-Sporting-Goods/166123680152608](http://www.facebook.com/?ref=tn_tnmn#!/pages/Johns-Sporting-Goods/166123680152608)



**Scotty Downrigger**  
**Maintenance**  
**300ft Cable**  
**or**  
**300ft Spectra Braid**  
**\$59.95**

Included in the price is new brake pads, your choice of 300' of 150lb. Cable or 300' 200lb. of braided spectra downrigger line, cleaning and lubricating the downrigger.

Coupons and discounted gift certificates cannot be used for this service

**John's Sporting Goods**  
**Facebook**

**Thursday: Big Fish Day**

**Friday: Deal of the Day**

**Scotty Downrigger Deal**  
**Exclusive at**  
**John's Sporting Goods**

**Scotty 1106**  
**Guide Series**

Installed with  
**300ft 200lb Braided Spectra**  
**#1148 Ball hook**  
**#371 Scotty Snubber**  
**\$525**

**Standard Scotty 1106**  
**\$499**

**Fishing Tackle-Crabbing Supplies-Shrimping Supplies**

Store Hours: 9:00AM - 5:30PM Monday - Saturday  
425-259-3056 - 1913 Broadway, Everett, WA 98201

**John's Sporting Goods**  
**Fishing Tackle**  
**for**  
**The Serious Angler**