

Fishing Journal

Information For The Serious Angler

by John Martinis

January 2018

Fishing Dates

These Seasons
and Limits
May Change

Area 5

March 16-April 30
Limit 2 Salmon
Release COHO and wild
CHINOOK.

Area 6

March 1-April 15
Limit 2 Salmon
Release COHO and wild
CHINOOK.

Area 7

January 1- April 30
Chinook Daily limit 1fish
Release COHO and wild
CHINOOK.

Area 8-1

Closed until further notice

Area 8-2

Closed until further notice

Area 9

Closed until further notice

Area 10

November 1-February 28
Chinook Daily limit 1fish
Release wild COHO and
wild CHINOOK.

Area 11

November 1-April 30
Limit 2 Salmon
Release wild COHO and
wild CHINOOK

2018 Ways to Make a Difference

**Jennings Park
Kids Fishing Derby
May 2017**

**Everett Lions Club
Derby for the Blind
September 2018**

This is the time of year to contribute to two great events: The Jennings Park Kids Fishing Derby and the Everett Lions Club Derby for the Blind.

I will match any donation dollar for dollar that you contribute to either event.

I have been involved in the Blind Derby for many years. The Blind people who are involved in this derby will pull at your heart strings. They are so full of enthusiasm and excitement. Can you only imagine what it is like to be on the water salmon fishing and being blind? Please help. 100% of this money will be given out as cash prizes.

Including my matching money (2017), we raised \$2500 for the Blind Derby and \$1,500 for the Jennings Park Kids Fishing Derby. Thank you for your donations!

Contact John Martinis (425-259-3056) to contribute to either event. Thank you for your help!

Navigating Closures

It's not a pretty picture for most saltwater salmon anglers who purchased saltwater license and salmon catch record cards. You are faced with the fact that there are greater salmon fishing season closures in the Puget Sound and elsewhere as directed by the current fishery regime and management. This is not a condemnation of the process, it's just a reality check on fishing here in the Puget Sound Region. The problem I have is with drastically reduced seasons. It's a fact - the purchasing power of a fishing license is diminished not only through inflation but through the reduction of fishing days we are allowed to harvest salmon. It's logical - reduced fishing days on Puget Sound makes a saltwater fishing license less valuable. It is simply an economic fact. I am not debating or questioning the management style, I am merely stating the force behind anyone purchasing a product whether it is a fishing license or a fishing reel is "VALUE".

OK, I have said my piece so let's get off the soap box and get down to the facts of life. Well...just where can we go fishing while we deal with the Areas 8-1, 8-2 and Area 9 closures? By the way, Area 9 is tentatively scheduled to open on January 16th, however there are no rumors regarding Area 9. We still do not know if it will open or not. Stay tuned!

Just Fishing



Exploring San Juan Chinook Opportunities

Many saltwater salmon anglers are eagerly waiting for Marine Area 7 to open on January 1st. I do not believe there will be any regulation changes for the Area 7 opening date.

I want to take you on a tour of the popular Area 7 salmon fishing areas which have produced decent Chinook fishing throughout the month of January.

Before we begin, I want to note two public boat launch access points with ramp style launches in Area 7: Washington Park boat launch in Anacortes and the Cornet Bay boat launch in Deception Pass State Park. There are two boat launch sites using slings to launch boats: Cap Santé Marina (360-293-0694) in Anacortes and Skyline Marina (360-293-5134) also in Anacortes.

Two Chinook fishing areas in the same general locale are Lopez Flats and Thatcher Pass. Lopez Flats can be fished successfully on either tide. Start fishing in 90 to 100 feet of water from Bird Rocks to James Island. This area is classic "bottom pounding" and you must fish as close as five feet off the bottom. If the tide is running hard, fish only with the tide. The predominant bait fish near the bottom in this area are small Sand Lance. When there are Sand Lance present Goldstar spoons are extremely effective for Chinook.

When the tide is going out I typically

start Chinook fishing at Thatcher Pass. To be more specific, I prefer fishing this precise area from Pointer Island to slightly south of Pointer Island.

In this area, fish in 90 feet of water. When the tide is running hard, I fish from Pointer Island to directly south of the Island. Roughly an hour before low tide I like to move a little closer to Black Rock and fish in about 120 feet of water. When the tide starts to noticeably slow down, it is time to begin fishing closer to Black Rock. In this area, I use only Goldstar Coho Killer spoons.

If you are fishing any of the Area 7 Chinook derbies in January, keep Tide Point on your list. Tide Point is directly east and across the channel from Thatcher Pass on the west side of Cypress Island. This is where many top ten derby Chinook are caught. A large number of anglers prefer fishing from Tide Point to Strawberry Island in 90 to 120 feet of water. It is not uncommon to find Chinook suspended at 60 feet in this area. So, keep a sharp eye on your fish finder. In this area you might try any of the Goldstar 3.0 Kingfisher or Coho Killer spoons. Fish here only when there is an outgoing tide.

A secondary area to Tide Point is Reef Point on the southern end of Cypress Island. If you are considering Reef Point, choose tides where there is not too much water movement since water currents in this area are fairly strong. This is another top derby producing area. Fish here only on the outgoing tide.

One of the few areas in Rosario Strait offering good Chinook fishing on the

flood tide is Eagle Bluff (Eagle Cliff) at the northern end of Cypress Island. This is NOT to be confused with Eagle Point on the southwest side of San Juan Island. Eagle Bluff is an area from Tide Point to Eagle Cliff. At the start of the flood, I prefer fishing from Tide Point to a point halfway to Eagle Cliff. When the tide is approximately midway, I like to move close to Eagle Cliff. When the tide approaches the one-hour mark from the change, I fish exclusively at Eagle Cliff. When the tide is running hard in this area, I fish 80 to 90 feet deep and never move out beyond the 90-foot range. When the tide starts to slow down, I keep my depth at a constant 90 feet. In this area you might want to try some Goldstar 3.0 Kingfisher and Coho Killer spoons.

Parker Reef, at the north end of Orcas Island, is a more extensive area for Chinook fishing than any other area I touched on, with the exception of Lopez Flats. This area can be fished on either tide with a preference to the flood tide. A good plan is to begin fishing at Point Thompson and then work the indentations in the Reef while fishing in a northerly direction. This is a great area to fish with five-inch herring in a Rhys Davis Anchovy Head holder. In addition, Goldstar 3.0 and 3.5 Kingfisher Spoons are also good choices.

Rigging

Goldstar spoons should be rigged with a flasher. If I was compelled to pick a single flasher, the Gibbs 11-inch Red Racer Flasher would be my go to choice (Gibbs Flasher 11-inch UVGRMJRS Ultra Violet Red Stripe). Rig the spoons with 30-pound Pline

Just Fishing



Fluorocarbon leader material and make the leaders roughly 42 inches long. An excellent second choice flasher is the Gibbs Purple Haze flasher (Gibbs Flasher 11-inch PUSUV).

Rigging Spoon Tips: Tie a length of leader material to a spoon. Measure and cut the leader to 46 inches. With the leader tied to a flasher, the leader length will be about 42 inches.

Rigging Herring: When fishing in an area with a strong current flow (most areas in the San Juan Islands), I strongly recommend using a Rhys Davis Anchovy head holder. These head holders will keep the herring on the line under nearly any conditions. These holders will give you the confidence that the herring is working effectively over an extended period of time. These head holders allow the use of both 4 and 5-inch herring which ordinarily are difficult to rig.

Trolling Speed and Direction

One question I am frequently asked when talking about San Juan's Chinook fishing is: "What direction do you troll." With the exception of Lopez Flats, I troll in either direction, but mostly I troll against the current. The areas I have cited are not huge areas and the current on most days is honestly pretty strong. This makes trolling against the tide the best choice. If you troll with the tide, you would not fish in most places for more than a few minutes before you would be out of position.

Spoon Choices

- Goldstar Coho Killer Spoon
- Herring Aide
- Goldstar Coho Killer Spoon
- Cookies N Cream
- Goldstar Kingfisher spoon 3.0

Herring Aide

- Goldstar Kingfisher spoon 3.0
- Cookies n Cream

Flashers

- Gibbs 11" Red Racer Flasher
- UVGRMJRS
- Gibbs 11" Purple Haze Flasher
- PUSUV

Leader

- Pline Fluorocarbon 30 pound

Swivels

- Sampo X3CB Lock Back Snap Swivel
- Sampo X4KB Cork Screw Swivel

Rhys Davis Anchovy Holder

- Chrome
- Clear UV

Rigging Rhys Davis Anchovy/Herring Head Diagram

Area 7 Launch Sites

- Cornet Bay
- Washington Park
- Cap Santé Marina
- Skyline Marina

Marine Area 7 Fishing Maps

- Lopez Flats
- Thatcher Pass
- Tide Point
- Reef Point
- Parker Reef

Area 10 Still Open for Chinook

Marine Area 10 continues to be open for Chinook. The indicated closing date is February 28th. Let's hope the season

lasts until that date. The reports that I have been getting is that the fishing is moderately good. In fact, most Chinook anglers I have spoken to are putting limits in the boat. The best Chinook action has been at Kingston and at Jeff Head. If we get some cold clear days in January, I would recommend making the trip to Area 10. I can comfortably recommend that Chinook fishing is adequate in this area. The Chinook have been averaging 5 to 7 pounds which most anglers have been keeping. Remember the Chinook limit in Area 10 is one fish.

Launch Sites for Area 10

- Edmonds Marina
- Everett Marina
- Shilshole Marina (Seattle)

Spoon Choices for Area 10 Chinook

- Goldstar Kingfisher spoon 3.5
- Herring Aide
- Goldstar Kingfisher spoon 3.5
- Cookies n Cream

Areas 10 Chinook Maps

- Kingston
- Jeff Head

Puget Sound Fuel Dock Hours


- Port of Edmonds 7AM - 4:30PM
- Every Day except Holidays
- Port of Everett 8AM - 4:30PM Closed
- Sunday and Monday except Holidays
- Shilshole Marina 9AM - 5PM Every
- Day except Holidays
- Kingston Marina 8:10AM - 4:30PM
- Every Day
- except Holidays

Special Purchase



Tackle For The Serious Angler

Shrimp Pot Sale January 1-30

Shrimp Pot Rigging Video: [Click Here](#)



SMI 19001 Sale Price \$79.50
7/8" Mesh Spot Shrimp Pot
Reg. Price \$89.50



SMI 19027 Sale Price \$89.50
7/8" Mesh Spot Shrimp Pot
Reg. Price \$109.50



SMI 19022 Sale Price \$99.00
7/8" Mesh Spot Shrimp Pot
Shrimp Pot, 600ft 1/4" Leaded Rope,
Yellow Buoy
Reg. Price \$125.40

These prices are for in store purchases only
no Gift Cards or Coupons can be used on these items

John's Sporting Goods

Special Purchase

Tackle For The Serious Angler

January Rope Sale



SMI 1/4" 100ft Rope
Sale Price \$8.95



SMI 19604 1/4" 400ft
Sale Price \$29.95
or
SMI 19175 5/16" 600ft
Sale Price \$55



SMI 1800ft 1/4" Rope
Sale Price \$125



SMI 1/4" 200ft Rope
Sale Price \$14.95

These prices are for in store purchases only
no Gift Cards or Coupons can be used on these items

John's Sporting Goods

John's Sporting Goods
1913 Broadway
Everett, WA 98201
20% Discount
on your next in store
purchase

Items that are excluded: Downriggers, Ace Line Hauler Products, Traxtech Products, Rods and Reels, Electronics, CTO3R Crab Pot, SMI Crab Pots & Shrimp Pots, Braided Line, items that are discounted, on sale, repairs, parts and closeout items. Cannot be used in combination with discounted gift certificates.

10% Discount

Rods and Reels

Excludes G-Loomis, St Croix, Daiwa Electric Reels

Not valid for online purchases or mail order
Valid only with coupon at the time of sale

Expires January 30, 2018

You Must have this coupon in your hand at the time of purchase. No exceptions made.

Send your fish pictures to:
customerservice@johnssportinggoods.com

Like us on Facebook:

http://www.facebook.com/?ref=tn_tnmn#!/pages/Johns-Sporting-Goods/166123680152608



Scotty Downrigger
Maintenance
300ft Cable
or
300ft Spectra Braid
\$59.95

Included in the price is new brake pads, your choice of 300' of 150lb. Cable or 300' 200lb. of braided spectra downrigger line, cleaning and lubricating the downrigger.

Coupons and discounted gift certificates cannot be used for this service

John's Sporting Goods
Facebook

Thursday: Big Fish Day

Friday: Deal of the Day

Scotty Downrigger Deal
Exclusive at
John's Sporting Goods

Scotty 1106
Guide Series

Installed with
300ft 200lb Braided Spectra
#1148 Ball hook
#371 Scotty Snubber
\$525

Standard Scotty 1106
\$499

Fishing Tackle-Crabbing Supplies-Shrimping Supplies

Store Hours: 9:00AM - 5:30PM Monday - Saturday
425-259-3056 - 1913 Broadway, Everett, WA 98201

John's Sporting Goods
Fishing Tackle
for
The Serious Angler